



ruhr.paD

UA Ruhr Zentrum für
partielle Differentialgleichungen

Soliton solutions in geometrically nonlinear Cosserat micropolar elasticity with large deformations

C.G. Böhrer, Y. Lee and P. Neff

Preprint 2018-13

Soliton solutions in geometrically nonlinear Cosserat micropolar elasticity with large deformations

Christian G. Böhrer¹ and Yongjo Lee² and Patrizio Neff³

February 9, 2018

Abstract

We study the fully nonlinear dynamical Cosserat micropolar elasticity problem in space with three dimensionals with various energy functionals dependent on the microrotation \overline{R} and the deformation gradient tensor F . We derive a set of coupled nonlinear equations of motion from first principles by varying the complete energy functional. We obtain a double sine-Gordon equation and construct soliton solutions. We show how the solutions can determine the overall deformational behaviour and discuss the relations between wave numbers and wave velocities thereby identifying parameter values where the waves cannot propagate.

Keywords: Cosserat continuum, geometrically nonlinear micropolar elasticity, soliton solutions

AMS 2010 subject classification: 74J35, 74A35, 74J30, 74A30

1 Introduction

Classical elasticity is based on considering materials whose idealised material points are structureless. Any possible internal properties are neglected in the classical theory. A microcontinuum, on the other hand, is a continuous collections of deformable materials points [1, 2, 3, 4, 5]. The characteristic aspect of the theory with microstructure is that we assume the microelements to exhibit an inner structure attached to the so-called directors, which span an internal three-dimensional space. These can, for instance, rotate and deform. The most general case of this microcontinuum is the micromorphic continuum which has nine additional degrees of freedom when compared with classical elasticity theory. These additional degrees of freedom consist of 3 microrotations, 1 (micro) volume expansion and 5 (micro) shear deformations of the directors.

A special model arises when the extra degrees of freedom are reduced to rigid rotations. This means only 3 additional microrotations are considered, in addition to the classical translational deformation field. This theory is often referred to as Cosserat elasticity or micropolar elasticity and was originally proposed in full generality by the Cosserat brothers in 1909, see [6]. In some ways, their work was ahead of their time and was consequently largely forgotten for many decades. Starting from the 1950s interest in this theory increased and many advances were made since then [7, 8, 9, 10, 10, 11, 12, 13, 14, 15, 16].

We write the microrotation as $\overline{R} = \exp(\overline{X})$, where \overline{X} is a one-parameter subgroup generated by the angle $\phi = \phi(\mathbf{x}, t)$ and the deformation gradient vector is related to the displacement vector \mathbf{u}

¹Christian G. Böhrer, Department of Mathematics, University College London, Gower Street, London, WC1E 6BT, UK, email: c.boehmer@ucl.ac.uk

²Yongjo Lee, Department of Mathematics, University College London, Gower Street, London, WC1E 6BT, UK, email: yongjo.lee.16@ucl.ac.uk

³Patrizio Neff, Fakultät für Mathematik, Universität Duisburg-Essen, Thea-Leymann-Straße 9, 45127 Essen, Germany, email: patrizio.neff@uni-due.de

as $F = \nabla\varphi = \mathbf{1} + \nabla\mathbf{u}$. The deformation gradient F can be written using the polar decomposition $F = RU$ and we can express \mathbf{u} as a function of $\psi = \psi(\mathbf{x}, t)$. This special set of combination of macro displacement by F and microscopic deformation by \bar{R} is called Cosserat elasticity [6]. See Fig.1.

Once one can identify and collect the relevant energy functionals for the Cosserat micropolar elasticity, the equations of motion for the dynamical system can be found through the corresponding Euler-Lagrange equation. Due to the highly nonlinear nature of the system, various attempts were made to simplify the process under relatively weak restrictions and a simple ansatz. The spinor methods were used in [17] to simplify the Euler-Lagrange equation and subsequent works appeared in [18, 19]. An investigation in optimisation of the Cosserat shear-stretch energy in searching for the optimal Cosserat rotation is made in [20, 21, 22]. In [23], the polarity of ferromagnets gave rise to the description of the defects in order parameters as the solitary waves under the external magnetic stimuli, followed by the study in the elastic crystals as a micropolar continuum in [24], again with the description of soliton wave solution for the topological defects.

In the recent paper [25], the dynamical Cosserat model was investigated in analysing the geometrically nonlinear and coupled nature of the system, in which the linearised energy functionals are used to simplify the problem significantly. It allowed the reduction of the coupled system of PDEs to a *sine-Gordon equation*, which in turn yielded the soliton-like solutions both in rotational and displacement deformations under the assumption that displacements are small while multiple rotations are allowed.

In this paper, we present the solutions of elastic and rotational propagation of deformations in the complete dynamical Cosserat problem. This involves the total energy functional given by

$$V = V_{\text{elastic}}(F, \bar{R}) + V_{\text{curvature}}(\bar{R}) + V_{\text{interaction}}(F, \bar{R}) + V_{\text{coupling}}(F, \bar{R}). \quad (1.1)$$

We will start with exactly the same ansatz used in [25] such that the displacement deformation wave is a plane wave in the form of $\psi = g(z - vt)$ for some arbitrary function g with wave speed v . So, it is intuitively reasonable that if we consider the full range of scales in both rotation and displacement, we would obtain the similar result but with some additional nonlinear terms in the equations of motion. These will again induce a sine-Gordon type equation with some additional contributions.

The primary mathematical interests in finding the equations of motion using the variational calculus come from the fact that many terms in the energy functional contain quantities such as $\bar{R}^T \text{Curl } \bar{R}$, $\bar{R}^T \text{polar}(F)$, or $\bar{R}^T F$ throughout the calculations. Since in general the elements $\bar{R} \in \text{SO}(3)$ do not commute, their variations require a careful treatment in the calculations.

The plan of the paper is the following. In Section 2, after stating each energy functional in terms of F and \bar{R} , we vary the total energy functional with kinetic energy term one by one. We collect terms from the variational field expressions with respect to F and \bar{R} in Section 3 to obtain the complete coupled system of field equations. It turns out that if we impose the previous restriction, i.e. small displacements, the newly generated nonlinear coupling terms in the complete description are indeed responsible for the contribution in the additional terms of the sine-Gordon type equation, as shown in Section 4. This observation reduces the problem to solving the so-called *double sine-Gordon equation* [26] of a single function of $\phi = \phi(z, t)$. In the final Section we illustrate the effects of rotational and displacement propagation in the simple model of microcontinuum with additional feature of kink-antikink form of solutions and the profiles of the wave number-wave velocity relations.

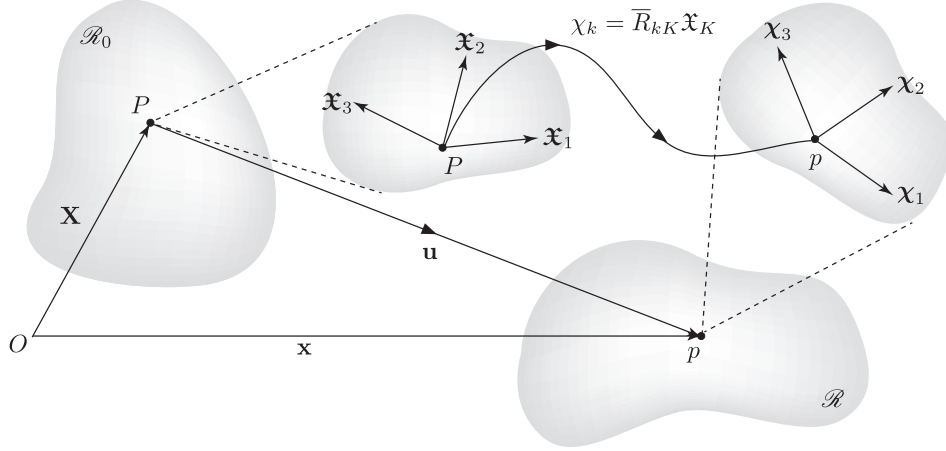


Figure 1: The set of directors $\{\mathfrak{X}, \chi\}$ determines the inner structure of the microelement with centroids positioned at P and p in reference configuration and spatial configuration respectively. This illustrates how the directors $\{\mathfrak{X}\}$ in the original body \mathcal{B}_0 undergoes microrotation under \bar{R} while the original body \mathcal{B}_0 experience displacement to become the deformed configuration body \mathcal{B} in three-dimensional space under \mathbf{u} .

Notation

$\mathbb{1}$	identity matrix
φ	deformation vector
ϕ	rotation angle
\mathbf{u}	displacement vector
\mathbf{a}	rotation vector
$F = \nabla\varphi = \mathbb{1} + \nabla\mathbf{u}$	deformation gradient
$F_{ij} = \delta_{ij} + \mathbf{u}_{i,j} = \delta_{ij} + \partial_j\mathbf{u}_i$	deformation gradient in index notation
$\bar{R} = \exp(\bar{A})$	rotation matrix, microrotation
\bar{A}	skew-symmetric matrix generating \bar{R}
ϵ_{ijk}	Levi-Civita symbol, $\epsilon_{123} = 1 = -\epsilon_{213}$
$\bar{U} = \bar{R}^T F$	non-symmetric stretch tensor, first Cosserat deformation tensor
$F = RU = \text{polar}(F)U$	classical polar decomposition
$(\text{Curl } M)_{ij} = \epsilon_{jrs}\partial_r M_{is}$	matrix Curl
$\text{sym } M = (M + M^T)/2$	symmetric part of matrix M
$\text{skew } M = (M - M^T)/2$	skew-symmetric part of M
$\text{dev } M = M - \text{tr}(M)\mathbb{1}/3$	deviatoric or trace-free part of M
$A : B = \langle A, B \rangle = \text{tr}(AB^T) = \text{tr}(A^T B)$	Frobenius product of matrices A and B
$\ X\ ^2 = \langle X, X \rangle = \text{tr}(XX^T)$	Frobenius norm of X

2 The complete dynamical Cosserat problem

We introduce each energy functional for the full treatment of the geometrically nonlinear Cosserat problem in three-dimensional space. We will subtract the kinetic energies from relevant energy functional before the derivation of equations of motion. First, the energy functional for elastic deformation is

$$V_{\text{elastic}}(F, \bar{R}) = \mu \left\| \text{sym } \bar{R}^T F - \mathbb{1} \right\|^2 + \frac{\lambda}{2} [\text{tr}(\text{sym}(\bar{R}^T F) - \mathbb{1})]^2 \quad (2.1)$$

where λ and μ are the standard Lamé parameters. The microrotations are governed by the energy functional $V_{\text{curvature}}$ defined by

$$V_{\text{curvature}}(\bar{R}) = \kappa_1 \left\| \text{dev sym}(\bar{R}^T \text{Curl } \bar{R}) \right\|^2 + \kappa_2 \left\| \text{skew}(\bar{R}^T \text{Curl } \bar{R}) \right\|^2 + \kappa_3 \left[\text{tr}(\bar{R}^T \text{Curl } \bar{R}) \right]^2 \quad (2.2)$$

where κ_i are the elastic constants for the micro-rotations.

An interaction between elastic displacements and the microrotation is described by the irreducible parts of the elastic deformations and microrotations, such as $\bar{R}^T F - \mathbf{1}$ and $\bar{R}^T \text{Curl } \bar{R}$ respectively to form the energy functional $V_{\text{interaction}}(F, \bar{R})$ defined by

$$V_{\text{interaction}}(F, \bar{R}) = \chi_1 \text{tr}(\bar{R}^T \text{Curl } \bar{R}) \text{tr}(\bar{R}^T F) + \chi_3 \langle \text{dev sym}(\bar{R}^T \text{Curl } \bar{R}), \text{dev sym}(\bar{R}^T F - \mathbf{1}) \rangle. \quad (2.3)$$

where χ_1 and χ_3 are the coupling constant.

Finally, we will consider the Cosserat coupling term which is given by

$$V_{\text{coupling}}(F, \bar{R}) = \mu_c \left\| \bar{R}^T \text{polar}(F) - \mathbf{1} \right\|^2 \quad (2.4)$$

where μ_c is the Cosserat couple modulus.

The variations of the complete energy functional are quite involved. All required results are stated explicitly in Appendix A. Gathering all the variational energy functional forms (A.5), (A.13), (A.15) and (A.19), we will obtain the complete variational functional of the theory for the dynamical case

$$\delta V(F, \bar{R}) = \delta V_{\text{coupling}}(F, \bar{R}) + \delta V_{\text{interaction}}(F, \bar{R}) + \delta V_{\text{elastic}}(F, \bar{R}) + \delta V_{\text{curvature}}(\bar{R}) \quad (2.5)$$

where

$$\begin{aligned} \delta V_{\text{elastic}}(F, \bar{R}) &= \left[\mu(\bar{R}F^T \bar{R} + F) - (2\mu + 3\lambda)\bar{R} + \lambda \text{tr}(\bar{R}^T F)\bar{R} \right] : \delta F \\ &\quad + \left[\mu F \bar{R}^T F - (2\mu + 3\lambda)F + \lambda \text{tr}(\bar{R}^T F)F \right] : \delta \bar{R} + \rho \ddot{u} \delta u \\ \delta V_{\text{curvature}}(\bar{R}) &= \left[(\kappa_1 - \kappa_2) \left((\text{Curl } \bar{R}) \bar{R}^T (\text{Curl } \bar{R}) + \text{Curl} \left[\bar{R} (\text{Curl } \bar{R})^T \bar{R} \right] \right) + (\kappa_1 + \kappa_2) \text{Curl} \left[\text{Curl } \bar{R} \right] \right. \\ &\quad \left. - \left(\frac{\kappa_1}{3} - \kappa_3 \right) \left(4 \text{tr}(\bar{R}^T \text{Curl } \bar{R}) \text{Curl}(\bar{R}) - 2\bar{R} \left(\text{grad} \left(\text{tr}[\bar{R}^T \text{Curl } \bar{R}] \right) \right)^* + 2\rho_{\text{rot}} \ddot{\bar{R}} \right) \right] : \delta \bar{R} \\ \delta V_{\text{interaction}}(F, \bar{R}) &= \left\{ \left(\chi_1 - \frac{\chi_3}{3} \right) \left(2 \text{tr}(\bar{R}^T F) \text{Curl}(\bar{R}) + \text{tr}(\bar{R}^T \text{Curl } \bar{R}) F - \bar{R} \left[\text{grad} \left(\text{tr}[\bar{R}^T F] \right) \right]^* \right) \right. \\ &\quad \left. + \frac{\chi_3}{2} \left(\text{Curl}(F) + (\text{Curl}(\bar{R})) \bar{R}^T F + F \bar{R}^T (\text{Curl}(\bar{R})) + \text{Curl}(\bar{R} F^T \bar{R}) \right) \right\} : \delta \bar{R} \\ &\quad + \left\{ \chi_1 \text{tr}(\bar{R}^T \text{Curl } \bar{R}) \bar{R} + \frac{\chi_3}{2} \left(\text{Curl}(\bar{R}) + \bar{R} (\text{Curl}(\bar{R}))^T \bar{R} \right) - \frac{\chi_3}{3} \text{tr}(\bar{R}^T \text{Curl}(\bar{R})) \bar{R} \right\} : \delta F \\ \delta V_{\text{coupling}}(F, \bar{R}) &= -2\mu_c \bar{R} : \delta \bar{R} - \frac{2\mu_c}{\det(Y)} \left[RY(R^T \bar{R} - \bar{R}^T R)Y \right] : \delta F. \end{aligned} \quad (2.6)$$

The next step will be collecting variational expressions with respect to F and \bar{R} to construct the field equations.

3 Equations of motion and solutions

3.1 Displacement and rotations in one axis

Let us assume that the points in our continuum can only experience rotations about one axis, say the z -axis, which means we can choose

$$\bar{R} = \begin{pmatrix} \cos \phi & -\sin \phi & 0 \\ \sin \phi & \cos \phi & 0 \\ 0 & 0 & 1 \end{pmatrix}. \quad (3.1)$$

The variation of this is simply

$$\delta \bar{R} = \begin{pmatrix} -\sin \phi \delta \phi & -\cos \phi \delta \phi & 0 \\ \cos \phi \delta \phi & -\sin \phi \delta \phi & 0 \\ 0 & 0 & 0 \end{pmatrix}. \quad (3.2)$$

In principle, the rotational and elastic waves can be either longitudinal or transverse in each case, hence four different combinations are possible. Here, we consider solutions in which both waves are longitudinal about the same axis, the z -axis in this case, so that we can write $\psi = \psi(t, z)$ and $\phi = \phi(t, z)$.

$$\mathbf{u} = \begin{pmatrix} 0 \\ 0 \\ \psi(z, t) \end{pmatrix}, \quad \nabla \mathbf{u} = \begin{pmatrix} 0 & 0 & 0 \\ 0 & 0 & 0 \\ 0 & 0 & \partial_z \psi(z, t) \end{pmatrix}. \quad (3.3)$$

Further, we collect the variations of energy functionals with respect to F and \bar{R} separately. Unlike the case of $\delta \bar{R}$, in which the variational kinetic term is readily written with respect to \bar{R} , the variational kinetic term from the interaction energy functional is written with respect to δu . But the variation with respect to F can be restated as the variation with respect to u , hence with respect to ψ as we will see shortly.

Collecting terms for δF from (2.6) gives

$$\begin{aligned} \begin{pmatrix} A_{11} & A_{12} & 0 \\ -A_{12} & A_{11} & 0 \\ 0 & 0 & A_{33} \end{pmatrix} &:= \left[\mu (\bar{R} F^T \bar{R} + F) - (2\mu + 3\lambda) \bar{R} + \lambda \text{tr}(\bar{R}^T F) \bar{R} \right] \\ &+ \left[\chi_1 \text{tr}(\bar{R}^T \text{Curl} \bar{R}) \bar{R} + \frac{\chi_3}{2} (\text{Curl} \bar{R} + \bar{R} (\text{Curl} \bar{R})^T \bar{R}) - \frac{\chi_3}{3} \text{tr}(\bar{R}^T \text{Curl} \bar{R}) \bar{R} \right] \\ &+ \frac{2\mu_c}{\det Y} \left[RY (\bar{R}^T R - R^T \bar{R}) Y \right], \end{aligned} \quad (3.4)$$

where

$$\begin{aligned} A_{11} &= \frac{1}{3} \cos \phi \left[6(\lambda + \mu)(-1 + \cos \phi) + (6\chi_1 + \chi_3) \partial_z \phi + 3\lambda \partial_z \psi \right], \\ A_{12} &= -\frac{1}{3} \sin \phi \left[-6\lambda - 6\mu + 6\lambda \cos \phi + 6\mu \cos \phi - 6\mu_c + (6\chi_1 + \chi_3) \partial_z \phi + 3\lambda \partial_z \psi \right], \\ A_{33} &= 2\lambda(-1 + \cos \phi) + \left(2\chi_1 - \frac{2\chi_3}{3} \right) \partial_z \phi + (\lambda + 2\mu) \partial_z \psi. \end{aligned} \quad (3.5)$$

Now, the terms which appear in the variation with respect to F_{ij} can be transformed into the variation with respect to u_i for any matrix \mathbf{A} as follow.

$$\mathbf{A} : \delta F = A_{ij} \delta F_{ij} \longrightarrow -\partial_j A_{ij} \delta u_i = -(\partial_1 A_{31} + \partial_2 A_{32} + \partial_3 A_{33}) \delta \psi. \quad (3.6)$$

In this case, the contribution comes only from A_{33} and we obtain

$$\left[2\lambda \sin \phi \partial_z \phi - \left(2\chi_1 - \frac{2\chi_3}{3} \right) \partial_{zz} \phi - (\lambda + 2\mu) \partial_{zz} \psi \right] \delta \psi. \quad (3.7)$$

Thus collecting terms in variation with respect to F is translated into the variation with respect to u , hence the variation with respect to ψ . We now include the kinetic variational term $\rho \ddot{u} \delta u = \rho \partial_{tt} \psi \delta \psi$ to obtain the equation of motion for F

$$-\lambda (\partial_{zz} \psi - 2\partial_z \phi \sin \phi) - 2\mu \partial_{zz} \psi + \rho \partial_{tt} \psi + \frac{2}{3} (\chi_3 - 3\chi_1) \partial_{zz} \phi = 0. \quad (3.8)$$

In the same way, we collect terms for $\delta \bar{R}$ to obtain

$$\begin{aligned} \begin{pmatrix} B_{11} & B_{12} & 0 \\ -B_{12} & B_{11} & 0 \\ 0 & 0 & B_{33} \end{pmatrix} &:= 2\rho_{\text{rot}} \ddot{\bar{R}} + \mu F \bar{R}^T F - (2\mu + 3\lambda) F + \lambda \text{tr}(\bar{R}^T F) F - 2\mu_c R \\ &+ (\kappa_1 - \kappa_2) \left[\text{Curl}(\bar{R}) \bar{R}^T (\text{Curl} \bar{R}) + \text{Curl}(\bar{R} (\text{Curl} \bar{R})^T \bar{R}) \right] + (\kappa_1 + \kappa_2) \left[\text{Curl}(\text{Curl} \bar{R}) \right] \\ &- \left(\frac{\kappa_1}{3} - \kappa_3 \right) \left[4\text{tr}(\bar{R}^T \text{Curl} \bar{R}) \text{Curl} \bar{R} - 2\bar{R} \left(\text{grad} \left[\text{tr}(\bar{R}^T \text{Curl} \bar{R}) \right] \right)^* \right] \\ &+ \left(\chi_1 - \frac{\chi_3}{3} \right) \left(2\text{tr}(\bar{R}^T F) \text{Curl} \bar{R} + \text{tr}(\bar{R}^T \text{Curl} \bar{R}) F - \bar{R} \left[\text{grad}(\text{tr}(F \bar{R}^T)) \right]^* \right) \\ &+ \frac{\chi_3}{2} \left(\text{Curl} F + (\text{Curl} \bar{R}) \bar{R}^T F + F \bar{R}^T (\text{Curl} \bar{R}) + \text{Curl}(\bar{R} F^T \bar{R}) \right) \end{aligned} \quad (3.9)$$

where

$$\begin{aligned} B_{11} &= -2(\lambda + \mu + \mu_c) + 6\chi_1 \cos^2 \phi \partial_z \phi + \lambda \partial_z \psi \\ &+ \frac{1}{3} \cos \phi \left[3(2\lambda + \mu) - 6\rho_{\text{rot}} (\partial_t \phi)^2 + (\kappa_1 - 3\kappa_2 + 24\kappa_3) (\partial_z \phi)^2 + 2(3\chi_1 - \chi_3) \partial_z \phi (1 + \partial_z \psi) \right] \\ &+ \frac{1}{3} \sin \phi \left[-6\rho_{\text{rot}} \partial_{tt} \phi + 2(\kappa_1 + 6\kappa_3) \partial_{zz} \phi + (3\chi_1 - \chi_3) \partial_{zz} \psi \right], \\ B_{12} &= \frac{1}{3} \sin \phi \left[3\mu + 6\rho_{\text{rot}} (\partial_t \phi)^2 - (\kappa_1 - 3\kappa_2 + 24\kappa_3) (\partial_z \phi)^2 - 2(3\chi_1 - \chi_3) \partial_z \phi (1 + \partial_z \psi) \right] \\ &+ \cos \phi \left[-6\chi_1 \sin \phi \partial_z \phi + \frac{1}{3} (-6\rho_{\text{rot}} \partial_{tt} \phi + 2(\kappa_1 + 6\kappa_3) \partial_{zz} \phi + (3\chi_1 - \chi_3) \partial_{zz} \psi) \right], \\ B_{33} &= -2\mu_c + 2\lambda \cos \phi (1 + \partial_z \psi) + \frac{1}{3} (1 + \partial_z \psi) \left[(6\chi_1 - 2\chi_3) \partial_z \phi + 3(-2\lambda - \mu + (\lambda + \mu) \partial_z \psi) \right]. \end{aligned}$$

Applying $B : \delta \bar{R}$ gives

$$B : \delta \bar{R} = \text{tr} [B^T \delta \bar{R}] = -(2B_{11} \sin \phi + 2B_{12} \cos \phi) \delta \phi \quad (3.10)$$

which is

$$\begin{aligned} &\left[4(\lambda + \mu + \mu_c) \sin \phi - 2(\lambda + \mu) \sin 2\phi - 2\lambda \sin \phi \partial_z \psi + 4\rho_{\text{rot}} \partial_{tt} \phi \right. \\ &\quad \left. - 4 \left(\frac{\kappa_1}{3} + 2\kappa_3 \right) \partial_{zz} \phi - 2 \left(\chi_1 - \frac{\chi_3}{3} \right) \partial_{zz} \psi \right] \delta \phi. \end{aligned} \quad (3.11)$$

Therefore, from (3.8) and (3.11), we obtain two equations of motion by varying the total energy functional with respect to F and \bar{R} , respectively, as follows

$$\begin{aligned} &-(\lambda + \mu + \mu_c) \sin \phi + \frac{1}{2} (\lambda + \mu) \sin 2\phi + \frac{1}{2} \lambda \sin \phi \partial_z \psi - \rho_{\text{rot}} \partial_{tt} \phi \\ &\quad + \left(\frac{\kappa_1}{3} + 2\kappa_3 \right) \partial_{zz} \phi + \left(\frac{\chi_1}{2} - \frac{\chi_3}{6} \right) \partial_{zz} \psi = 0 \end{aligned} \quad (3.12a)$$

$$-\lambda (\partial_{zz} \psi - 2\partial_z \phi \sin \phi) - 2\mu \partial_{zz} \psi + \rho \partial_{tt} \psi + \frac{2}{3} (\chi_3 - 3\chi_1) \partial_{zz} \phi = 0. \quad (3.12b)$$

These can be written in component form as

$$\begin{pmatrix} \partial_{tt}\phi \\ \partial_{tt}\psi \end{pmatrix} = \mathbf{M} \begin{pmatrix} \partial_{zz}\phi \\ \partial_{zz}\psi \end{pmatrix} + \begin{pmatrix} 0 & \frac{\lambda \sin \phi}{2\rho_{\text{rot}}} \\ -\frac{2\lambda \sin \phi}{\rho} & 0 \end{pmatrix} \begin{pmatrix} \partial_z\phi \\ \partial_z\psi \end{pmatrix} - \frac{(\lambda + \mu + \mu_c)}{\rho_{\text{rot}}} \begin{pmatrix} \sin \phi \\ 0 \end{pmatrix} + \frac{\lambda + \mu}{2\rho_{\text{rot}}} \begin{pmatrix} \sin 2\phi \\ 0 \end{pmatrix} \quad (3.13)$$

where

$$\mathbf{M} = \begin{pmatrix} (\kappa_1 + 6\kappa_3)/3\rho_{\text{rot}} & (3\chi_1 - \chi_3)/6\rho_{\text{rot}} \\ 2(3\chi_1 - \chi_3)/3\rho & (\lambda + 2\mu)/\rho \end{pmatrix}. \quad (3.14)$$

From this, we can see immediately that we will recover the result obtained in [25] if we assume the linearised energy functionals which lead to the approximations such as $\lambda\phi \ll 1$ and $\mu\phi \ll 1$, while the matrix elements \mathbf{M} remain unchanged.

The revised results of [23] were stated in [1], in which case the longitudinal wave is expressed as $U(x, t)$ along the x axis with the rotational deformation $\phi(x, t)$ about x axis. The equations of motion are described as a system of coupled expressions,

$$\begin{pmatrix} \partial_{tt}\phi \\ \partial_{tt}U \end{pmatrix} = \mathbf{N} \begin{pmatrix} \partial_{xx}\phi \\ \partial_{xx}U \end{pmatrix} + \begin{pmatrix} 0 & \frac{2\lambda' \sin \phi}{\rho_0 J} \\ -\frac{2(\lambda' + 2\mu' + \kappa') \sin \phi}{\rho_0} & 0 \end{pmatrix} \begin{pmatrix} \partial_x\phi \\ \partial_xU \end{pmatrix} + \frac{2\lambda'}{\rho_0 J} \begin{pmatrix} \sin \phi \\ 0 \end{pmatrix} + \frac{2\lambda' + \mu'}{\rho_0 J} \begin{pmatrix} \sin 2\phi \\ 0 \end{pmatrix} \quad (3.15)$$

where $\alpha, \lambda', \mu', \kappa'$ are isotropic material moduli used in [1] and

$$\mathbf{N} = \begin{pmatrix} \frac{\alpha}{\rho_0 J} & 0 \\ 0 & \frac{\lambda' + 2\mu' + \kappa'}{\rho_0} \end{pmatrix}. \quad (3.16)$$

Since the matrix \mathbf{N} is diagonal, we do not have second order coupling terms in the equations of motion. And under the small displacement limit, the system are readily solvable using the conventional method for the one-dimensional d'Alembert's solution subject to the appropriate boundary conditions.

3.2 Solution for the double sine-Gordon equation

We assume that the elastic and rotational wave propagate with the same wave speed v and $\psi = g(z-vt)$, so that ψ satisfies $\partial_{tt}\psi = v^2 \partial_{zz}\psi$. Now, we define $v_{\text{rot}}^2 = M_{11}$ and $v_{\text{elas}}^2 = M_{22}$. Then (3.12b) becomes

$$g''(z-vt) = \partial_{zz}\psi = \frac{M_{21}}{v^2 - v_{\text{elas}}^2} \partial_{zz}\phi - \frac{2\lambda}{\rho(v^2 - v_{\text{elas}}^2)} \sin \phi \partial_z\phi. \quad (3.17)$$

Integrating with respect to z once gives

$$g'(z-vt) = \partial_z\psi = \frac{M_{21}}{v^2 - v_{\text{elas}}^2} \partial_z\phi + \frac{2\lambda}{\rho(v^2 - v_{\text{elas}}^2)} \cos \phi \quad (3.18)$$

in which we set the constant of integration to zero by imposing the boundary condition $\partial_z\psi = 0$ as $z \rightarrow \pm\infty$. Substituting (3.17) and (3.18) into the remaining equation of motion (3.12a) gives

$$\begin{aligned} \partial_{tt}\phi - \left[v_{\text{rot}}^2 + \frac{M_{12}M_{21}}{v^2 - v_{\text{elas}}^2} \right] \partial_{zz}\phi - \frac{\lambda}{2(v^2 - v_{\text{elas}}^2)} \left[\frac{M_{21}}{\rho_{\text{rot}}} - \frac{4M_{12}}{\rho} \right] \sin \phi \partial_z\phi \\ + \frac{(\lambda + \mu + \mu_c)}{\rho_{\text{rot}}} \sin \phi - \left[\frac{\lambda^2}{2\rho_{\text{rot}}\rho(v^2 - v_{\text{elas}}^2)} + \frac{\lambda + \mu}{2\rho_{\text{rot}}} \right] \sin 2\phi = 0. \end{aligned} \quad (3.19)$$

Moreover, if we rescale z as

$$z = \left(v_{\text{rot}}^2 + \frac{M_{12}M_{21}}{v^2 - v_{\text{elas}}^2} \right)^{1/2} \hat{z} \quad (3.20)$$

then (3.19) reduces to, the so-called *double sine-Gordon equation*

$$\partial_{tt}\phi - \partial_{zz}\phi + m^2 \sin \phi + \frac{b}{2} \sin 2\phi = 0, \quad (3.21)$$

where

$$m^2 = \frac{(\lambda + \mu + \mu_c)}{\rho_{\text{rot}}} \quad \text{and} \quad b = -\frac{1}{\rho_{\text{rot}}} \left[\frac{\lambda^2}{\rho(v^2 - v_{\text{elas}}^2)} + (\lambda + \mu) \right]. \quad (3.22)$$

The apparent singularity in b as v^2 approaches v_{elas}^2 can be removed if we make the further transformation on v as

$$v \longrightarrow \left(v_{\text{rot}}^2 + \frac{M_{12}M_{21}}{v^2 - v_{\text{elas}}^2} \right)^{1/2} \hat{v}. \quad (3.23)$$

We note that this transformation on v would not change our assumption on ψ along with the rescaling on z , since $\partial_{tt}\psi = v^2 \partial_{zz}\psi$ implies $\partial_{tt}\psi = \hat{v}^2 \partial_{\hat{z}\hat{z}}\psi$.

The general solution of (3.21) is given in [26] as

$$\phi = 2 \arcsin(X) \quad (3.24)$$

where

$$X = \frac{u}{\sqrt{1 + \frac{1}{2}u^2 \left(1 + \frac{b}{m^2+b}\right) + \frac{1}{16}u^4 \left(1 - \frac{b}{m^2+b}\right)^2}} \quad (3.25)$$

in which u must satisfy two conditions

$$\begin{aligned} \partial_{tt}u - \partial_{zz}u + (m^2 + b)u &= 0, \\ (\partial_t u)^2 + (\partial_z u)^2 + (m^2 + b)u^2 &= 0. \end{aligned} \quad (3.26)$$

The simplest solution is of the form with

$$u = \exp \left[\sqrt{\frac{m^2 + b}{1 - \hat{v}^2}} (\hat{z} - \hat{v}t) \right]. \quad (3.27)$$

Now, we can convert the form of the solution ϕ using the identity $\arcsin(x) = 2 \arctan \left(\frac{x}{1 + \sqrt{1-x^2}} \right)$ to obtain

$$\phi = \begin{cases} 4 \arctan \left[\frac{1}{2} e^{\sqrt{\frac{m^2+b}{1-\hat{v}^2}} (\hat{z}-\hat{v}t)} \right] & \text{if } e^{2\sqrt{\frac{m^2+b}{1-\hat{v}^2}} (\hat{z}-\hat{v}t)} < 4, \\ 4 \arctan \left[2e^{-\sqrt{\frac{m^2+b}{1-\hat{v}^2}} (\hat{z}-\hat{v}t)} \right] & \text{if } e^{2\sqrt{\frac{m^2+b}{1-\hat{v}^2}} (\hat{z}-\hat{v}t)} > 4. \end{cases} \quad (3.28)$$

The form of solutions (3.28) corresponds to the *kink* and *antikink* solutions of ϕ and the bifurcation into these two branches from the original solution (3.24) arises quite naturally in translating the solution in terms of arcsin into arctan functions, see Fig.2.

Next, we would like to put the rescaled variables $\{\hat{z}, \hat{v}\}$ back to the original variables $\{z, v\}$ in the next step. In [25], we obtained

$$\phi_0 = 4 \arctan e^{\pm k_0(z-vt) \pm \delta} \quad (3.29)$$

where ϕ_0 is the rotational propagation solution from the linearised energy functionals with corresponding k_0 and m_0 given by

$$k_0^2 = \frac{v_{\text{elas}}^2 - v^2}{v^4 - \text{tr}(\mathbf{M})v^2 + \det(\mathbf{M})} m_0^2, \quad m_0^2 = \frac{\mu_c}{\rho_{\text{rot}}}. \quad (3.30)$$

Now, consider the quantity

$$\pm \sqrt{\frac{m_0^2}{1 - \hat{v}^2}} (\hat{z} - \hat{v}t) \pm \delta \quad (3.31)$$

for $\delta = \ln \frac{1}{2}$. We would like to see if this agrees with the argument of the exponential in (3.29). This can be done if we apply the reverse rescaling (3.20) of z and inverse transformation (3.23) of v . After some calculations, we obtain

$$\begin{aligned} \pm \sqrt{\frac{m_0^2}{1-\hat{v}^2}} (\hat{z} - \hat{v}t) \pm \delta &= \pm \sqrt{\frac{m_0^2}{1 - \frac{v^2}{v_{\text{rot}}^2 + \frac{M_{12}M_{21}}{v^2 - v_{\text{elas}}^2}}}} \frac{1}{\sqrt{v_{\text{rot}}^2 + \frac{M_{12}M_{21}}{v^2 - v_{\text{elas}}^2}}} (z - vt) \pm \delta \\ &= \pm k_0(z - vt) \pm \delta. \end{aligned} \quad (3.32)$$

Hence, we can express the solution of ϕ_0 in terms of rescaled variables $\{\hat{z}, \hat{v}\}$ or the original variables $\{z, v\}$ with k_0 of (3.30).

$$\phi_0 = 4 \arctan e^{\pm k_0(z-vt) \pm \delta} = 4 \arctan e^{\pm \sqrt{\frac{m_0^2}{1-\hat{v}^2}} (\hat{z}-\hat{v}t) \pm \delta}. \quad (3.33)$$

For the current case, by following the same reasoning we find that the rescaled variables and original variables are interchangeable by the expression

$$\pm k(z - vt) \pm \delta = \pm \sqrt{\frac{m^2 + b}{1 - \hat{v}^2}} (\hat{z} - \hat{v}t) \pm \delta \quad (3.34)$$

where

$$k^2 = \frac{v_{\text{elas}}^2 - v^2}{v^4 - \text{tr}(\mathbf{M})v^2 + \det(\mathbf{M})} (m^2 + b), \quad m^2 = \frac{\lambda + \mu + \mu_c}{\rho_{\text{rot}}}. \quad (3.35)$$

Therefore, we can write the solution (3.28) of ϕ in terms of z and v as

$$\phi = 4 \arctan e^{\pm k(z-vt) \pm \delta} \quad (3.36)$$

where $\delta = \ln \frac{1}{2}$.

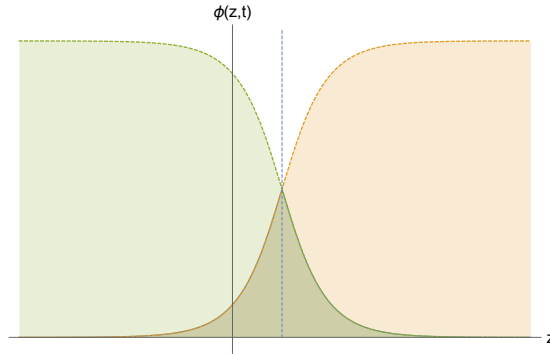


Figure 2: Two branches of solution $\phi = 4 \arctan e^{\pm k(z-vt) \pm \delta}$ of (3.36) are plotted where the orange solution is for $+k$ and green is for $-k$ solution. These two branches meet at $z = \ln 4/(2k) + vt$ as indicated by the blue vertical dashed line. The overlap is essentially the solution of the form $\phi = 2 \arcsin(X)$ as in (3.24). We set $k = 1.5$, $v = 0.1$ at $t = 7.0$.

We must notice that the matrix \mathbf{M} used in (3.35) is same as in (3.30) which is (3.14). The Lamé parameters λ and μ are brought into play in the fully nonlinear case here in m^2 , while those parameters are missing in m_0^2 under the approximations $\lambda\phi \ll 1$ and $\mu\phi \ll 1$. Consequently, we have to treat a more complicated form of k with an additional contribution from b . And it is clear that we can recover the solution (3.33) if we apply the restrictions $\lambda\phi \ll 1$ and $\mu\phi \ll 1$, which will effectively lead to $b = 0$ and $m \rightarrow m_0$.

For ψ , first we write X (hence u) in terms of z and v .

$$X = \frac{u}{\sqrt{1 + \frac{1}{2}u^2 \left(1 + \frac{b}{m^2+b}\right) + \frac{1}{16}u^4 \left(1 - \frac{b}{m^2+b}\right)^2}}, \quad u = e^{\pm k(z-vt) \pm \delta}. \quad (3.37)$$

Plugging (3.36) into (3.17) gives,

$$g''(z-vt) = \frac{4M_{21}k^2}{v_{\text{elas}}^2 - v^2} \frac{e^{\pm k(z-vt) \pm \delta} (e^{2(\pm k(z-vt) \pm \delta)} - 1)}{(e^{2(\pm k(z-vt) \pm \delta)} + 1)^2} \quad (3.38)$$

$$+ \frac{2\lambda}{\rho(v^2 - v_{\text{elas}}^2)} \frac{\pm k(m^2 + b)^2 (64e^{6(\pm k(z-vt) \pm \delta)} m^4 - 1024e^{2(\pm k(z-vt) \pm \delta)} (m^2 + b)^2)}{(e^{4(\pm k(z-vt) \pm \delta)} m^4 + 16(m^2 + b)^2 + 8e^{2(\pm k(z-vt) \pm \delta)} (m^2 + b)(m^2 + 2b))^2}.$$

If we put $s = z - vt$, then this becomes a second-order ordinary differential equation for $g(s)$. We integrate twice with respect to s with the boundary conditions $\psi'(\pm\infty, t) = \psi(\pm\infty, t) = 0$ to obtain

$$\psi = \frac{4M_{21}}{v^2 - v_{\text{elas}}^2} \arctan e^{\pm k(z-vt) \pm \delta} + \frac{4\lambda}{\rho k(v^2 - v_{\text{elas}}^2)} \sqrt{1 + \frac{m^2}{b}} \operatorname{arctanh}(Y) + C \quad (3.39)$$

where

$$Y = \begin{cases} \frac{8b^2 + 12bm^2 + m^4(\frac{1}{4}e^{2k(z-vt)} + 4)}{8\sqrt{b}(m^2 + b)^{3/2}} & \text{if } e^{2k(z-vt)} < 4, \\ \frac{8b^2 + 12bm^2 + m^4(4e^{-2k(z-vt)} + 4)}{8\sqrt{b}(m^2 + b)^{3/2}} & \text{if } e^{2k(z-vt)} > 4 \end{cases} \quad (3.40)$$

and the constant C is

$$C = -\frac{4\lambda}{\rho k(v^2 - v_{\text{elas}}^2)} \sqrt{1 + \frac{m^2}{b}} \operatorname{arctanh}\left(\frac{8b^2 + 12bm^2 + 4m^4}{8\sqrt{b}(m^2 + b)^{3/2}}\right). \quad (3.41)$$

Under the restriction $\lambda\phi \ll 1$ and $\mu\phi \ll 1$, these solutions reduce to the one we obtained in [25]

$$\begin{aligned} \phi_0 &= 4 \arctan e^{\pm k_0(z-vt) \pm \delta} \\ \psi_0 &= \frac{4M_{21}}{v^2 - v_{\text{elas}}^2} \arctan e^{\pm k_0(z-vt) \pm \delta}. \end{aligned} \quad (3.42)$$

In Fig.3, the soliton solutions for $\phi(z, t)$ and $\psi(z, t)$ are given at $t = 0$ with corresponding values of k . As the rotational wave $\phi(z, t)$ propagates with a speed v along the z -axis, the points of microcontinuum (modelled as pendulums along the z -axis) experience microrotational deformation perpendicular to the axis. In the same way the longitudinal solution $\psi(z, t)$ gives rise to the compressional deformation wave propagating with the same speed v , on the points of micro-continuum (modelled as beads) along the axis. As we vary the values of k , the width of the soliton waves are changed and this affects the overall deformational behaviours both in rotation and displacement.

4 Properties of solutions

We notice that there might be possible singular issues in the amplitude of $\psi(z, t)$ in (3.39) as v^2 approaches v_{elas}^2 . In order to resolve this problem, we would like to look closely at k as a function of v taking account of all nine parameters, $\{\kappa_1, \kappa_3, \chi_1, \chi_3, \rho, \rho_{\text{rot}}, \mu_c, \lambda, \mu\}$. We consider only the positive roots of k^2 to understand the possible range of k for a given v . After putting all relevant parameters in (3.35), we obtain

$$\begin{aligned} k &= 3 \left(\frac{\lambda^2 + (\lambda + 2\mu - v^2\rho)\mu_c}{3(\lambda + 2\mu - v^2\rho)(\kappa_1 + 6\kappa_3) - 9v^2\rho_{\text{rot}}(\lambda + 2\mu - v^2\rho) - (3\chi_1 - \chi_3)^2} \right)^{1/2} \\ &= \frac{3}{\sqrt{\rho\rho_{\text{rot}}}} \left(\frac{\lambda^2 + \mu_c\rho(v_{\text{elas}}^2 - v^2)}{v^4 - (v_{\text{elas}}^2 + v_{\text{rot}}^2)v^2 + (v_{\text{elas}}^2 v_{\text{rot}}^2 - M_{12}M_{21})} \right)^{1/2}. \end{aligned} \quad (4.1)$$

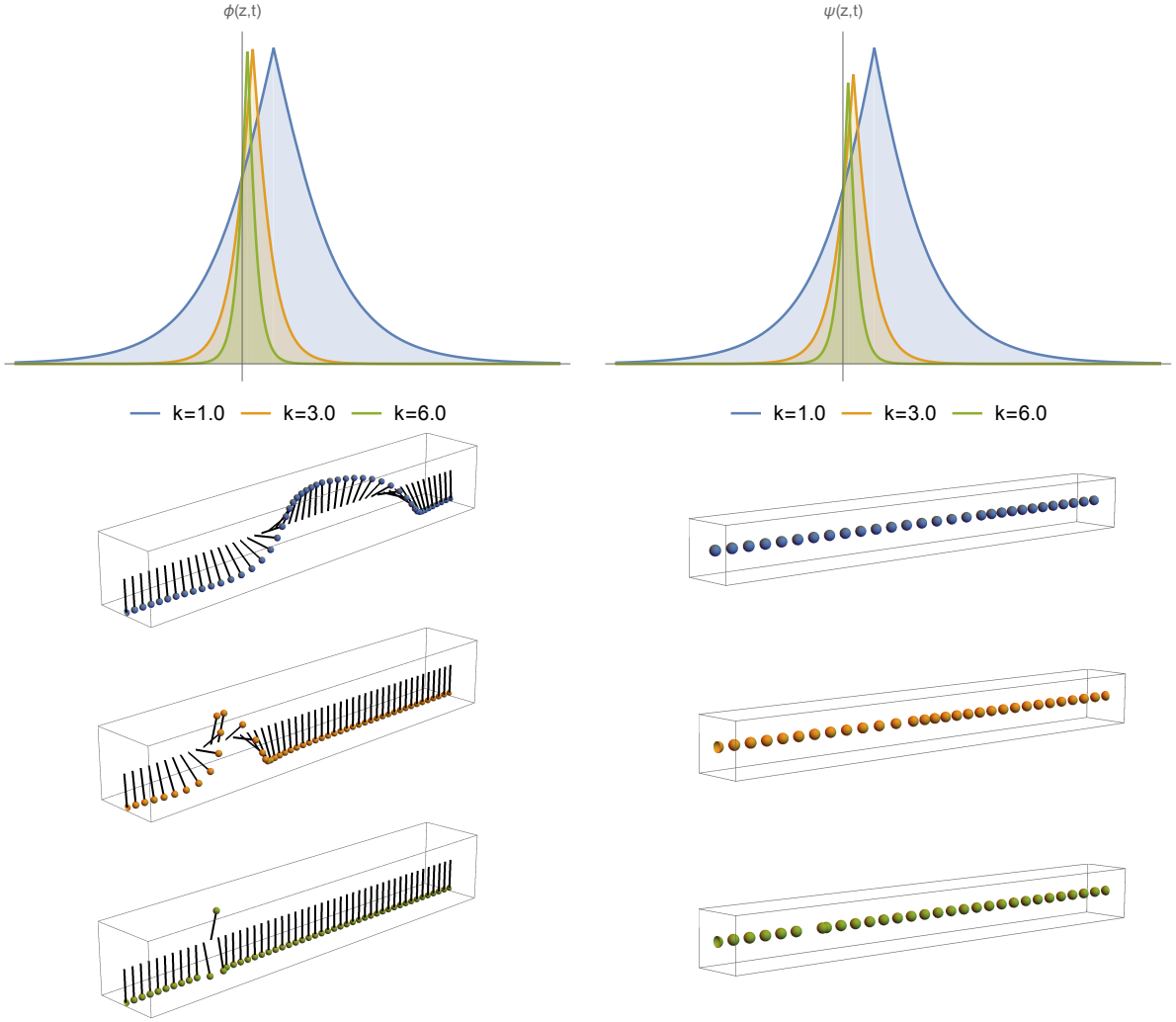


Figure 3: For small values of k (the blue shaded wave, pendulums and beads), we observe the width of rotational/displacement deformation is broad, while we observe narrow-banded rotational/displacement deformation for large values of k (the green shaded wave, pendulum and beads).

Now, to determine whether k possesses any singularity, we compute the discriminant of the quartic of v in the denominator regarding it as a quadratic equation for v^2 .

$$(v_{\text{elas}}^2 + v_{\text{rot}}^2)^2 - 4(v_{\text{elas}}^2 v_{\text{rot}}^2 - M_{12} M_{21}) = (v_{\text{elas}}^2 - v_{\text{rot}}^2)^2 + \frac{16\rho_{\text{rot}}}{\rho} v_{\chi}^4 \quad (4.2)$$

where we put $v_{\chi}^2 \equiv M_{12}$. This is strictly non-negative, so that we can have four roots of v in the denominator of (4.1), which will cause the singularity of k . We denote the four distinct roots as v_i , $i = 1, 2, 3, 4$ and assume that $v_1 < v_2 < 0 < v_3 < v_4$. In particular, we write explicitly

$$v^2 = \frac{1}{2} \left((v_{\text{elas}}^2 + v_{\text{rot}}^2) \pm \sqrt{(v_{\text{elas}}^2 - v_{\text{rot}}^2)^2 + \frac{16\rho_{\text{rot}}}{\rho} v_{\chi}^4} \right). \quad (4.3)$$

The square root of this gives the four roots of v_i where two positive roots v_3 and v_4 are related to two negative roots v_1 and v_2 by $v_3 = -v_2$ and $v_4 = -v_1$.

It can be recognised immediately that the locations of v_{elas} and v_{rot} are restricted by

$$v_1 \leq -v_{\text{elas}}, -v_{\text{rot}} \leq v_2 \quad \text{and} \quad v_3 \leq v_{\text{elas}}, v_{\text{rot}} \leq v_4.$$

Also, we will have $k = 0$ if v becomes

$$v_0^2 \equiv (\lambda^2/\rho\mu_c) + v_{\text{elas}}^2. \quad (4.4)$$

Now, we plot the profiles of v as a function of k , this is given implicitly by (4.1), and we consider only the positive values of v for the simplicity. At this time, we only have two asymptotic lines of v_3 and v_4 (again we assume $v_3 < v_4$). And we assume that $v_{\text{elas}} > v_{\text{rot}}$.

Two characteristic types of spectrums for k with various values for a set of parameters with relevant asymptotic lines and the locations of v_0 , v_{elas} and v_{rot} are given in Fig.4. The dominating set of parameters in determining the characteristics is the set of constants $\{\lambda, \mu, \mu_c\}$ of the energy functional V_{elas} . Notably, we observe that we only alter the value of the parameter μ_c to obtain the type (b) from type (a) while keeping all remaining parameters fixed. The values of v_{elas} and v_{rot} are located inside (or on the boundary of) the shaded region surrounded by asymptotic lines, which can be shown directly from (4.3). The threshold in transition from the type (a) to (b) is evidently the relative positions between v_0 and v_4 . If $v_0 > v_4$ we will have the type (a) and if $v_0 < v_4$ then the type (b).

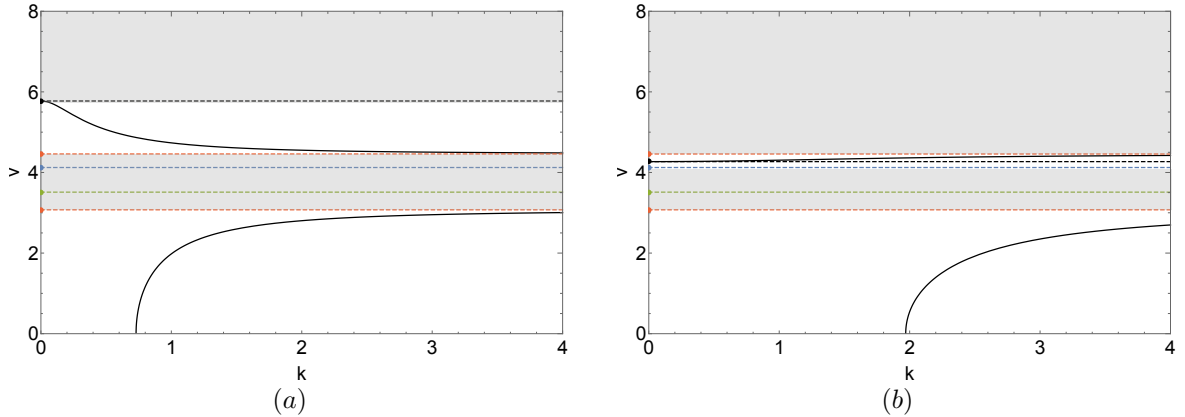


Figure 4: The black dashed line indicates the position of v_0 , the blue dashed line is for v_{elas} and the green dashed line is for v_{rot} . The position of asymptotic lines v_3 , v_4 are shown in orange dashed lines. We put the values of parameters $(\kappa_1, \kappa_3, \chi_1, \chi_3, \rho, \rho_{\text{rot}}, \mu_c, \lambda, \mu) = (0.7, 0.5, 0.5, 0.1, 0.1, 0.1, 0.3, 1.0, 0.5)$ for type (a). For type (b), we alter one value of parameters $\mu_c = 1.2$. In this way, we obtain two distinct types of behaviours of v and k . This again determines two characteristic overall behaviours of the rotational and longitudinal wave propagations described in Fig.3.

In both types (a) and (b), there exist regions (the shaded regions) in which v cannot be defined for a given k known as the *band-gaps*, see [27, 28, 29]. In case of type (a) the value of v are defined in $v \in [0, v_3)$ and $v \in (v_4, v_0]$. Notably, the upper limit of v is bounded by v_0 and we can see that $v_0 \rightarrow \infty$ as $\mu_c \rightarrow 0$ which is evident from (4.4), see Fig.5.

On the other hand, for the type (b), the position of v_0 is $v_3 < v_{\text{elas}} < v_0 < v_4$. Now, the line of v_0 acts the role of the boundary line along with v_3 in (b). So v takes the values in the region $v \in [0, v_3)$ and $v \in [v_0, v_4)$. We must notice that, in type (b), the value of v_0 cannot be exactly v_{elas} due to the restriction of (4.4), as long as we have nonzero λ . We observe that v_0 approaches to v_{elas} as $\mu_c \rightarrow \infty$, but the lower profile of v in (b) will be shifted to the right indefinitely, i.e. $k \rightarrow \infty$, see Fig.5. Under the limit of $\mu_c \rightarrow \infty$, it is clear that we will have a profile of type (b). Also we can see from (3.35) that $m^2 \rightarrow m_0^2$, hence $k^2 \rightarrow k_0^2$. This suggests that b becomes negligible and we will be left with the solution of $\phi \rightarrow \phi_0$ of the form (3.29) accordingly.

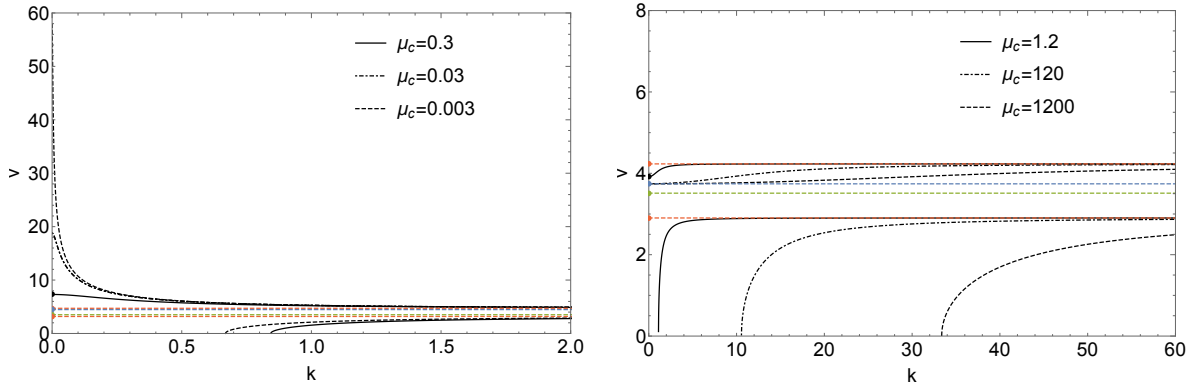


Figure 5: We indicate the modified profiles of the type (a) and (b) as black dot-dashed lines under two limits of $\mu_c \rightarrow 0$ and $\mu_c \rightarrow \infty$. As $\mu_c \rightarrow 0$, the upper boundary v_0 , in the type (a) of Fig.4, is pushed up to the infinity (left). Under $\mu_c \rightarrow \infty$ the lower profile of type (b) will shift to infinity along the k axis (right).

Next, we consider the limit of

$$\frac{\rho_{\text{rot}}}{\rho} \frac{v_\chi^4}{(v_{\text{elas}}^2 - v_{\text{rot}}^2)^2} \ll 1. \quad (4.5)$$

Under this limit, we can approximate the position of v_3 and v_4 of (4.3) by

$$v_4 \approx v_{\text{elas}} \left(1 + \frac{2\rho_{\text{rot}}v_\chi^4}{\rho(v_{\text{elas}}^2 - v_{\text{rot}}^2)v_{\text{elas}}^2} \right), \quad v_3 \approx v_{\text{rot}} \left(1 - \frac{2\rho_{\text{rot}}v_\chi^4}{\rho(v_{\text{elas}}^2 - v_{\text{rot}}^2)v_{\text{rot}}^2} \right). \quad (4.6)$$

Hence we can see that v_{elas} approaches to v_4 and v_{rot} approaches to v_3 for the type (a) diagram. In the diagram (c) of Fig.6, we set $v_\chi = 0$ (i.e., $3\chi_1 - \chi_3 = 0$) to illustrate that $v_{\text{elas}} = v_4$ and $v_{\text{rot}} = v_3$ exactly indeed and the lines of v_{elas} and v_{rot} play the role of asymptotic lines. In this case, the matrix \mathbf{M} of (3.14) becomes diagonal, so the whole structure of the system of equations of motion looks similar to those of (3.15). Of course, if we have assumed that $v_{\text{elas}} < v_{\text{rot}}$, then we would have $v_{\text{rot}} = v_4$ and $v_{\text{elas}} = v_3$. We may obtain the similar observation in type (b) diagram by adjusting μ_c , but $v_{\text{elas}}, v_{\text{rot}} \rightarrow v_3$. Furthermore, under the same limit of $v_\chi = 0$, if we set an additional condition that $v_{\text{elas}} = v_{\text{rot}}$ then we will have only one asymptotic line v_{elas} as shown in the diagram (d) of Fig.6 and the matrix \mathbf{M} will simply become the identity matrix (up to the rescaling).

Now, the amplitude of ψ in (3.39) is determined by two coefficients (the matrix element M_{21} can be written in terms of $v_\chi^2 \equiv M_{12}$),

$$\frac{16\rho_{\text{rot}}v_\chi^2}{\rho(v^2 - v_{\text{elas}}^2)} \quad \text{and} \quad \frac{4\lambda}{\rho k(v^2 - v_{\text{elas}}^2)} \quad (4.7)$$

The analytic investigation on the profiles of v as a function of k provides us the clue that the amplitude of ψ cannot be arbitrarily large. As $k \rightarrow \infty$, we have $v^2 \rightarrow v_{\text{elas}}^2$ but the statement that the value of v_{elas}^2 approaches to v_4^2 is equivalent to say that $v_\chi^2 \rightarrow 0$, as we can see directly from (4.7). Hence the first coefficient in (4.7) remains finite under this limit. Similarly, the second coefficient cannot be arbitrarily large, for k and $(v^2 - v_{\text{elas}}^2)$ will compensate each other as $k \rightarrow \infty$. This is shown in the diagram (c), or more extreme case, the diagram (d) in Fig.6.

5 Conclusion

We extended the dynamics of the deformations studied in [25] under the linearised energy functionals to the case of full nonlinear with arbitrarily large rotations and displacements. This discussion gave

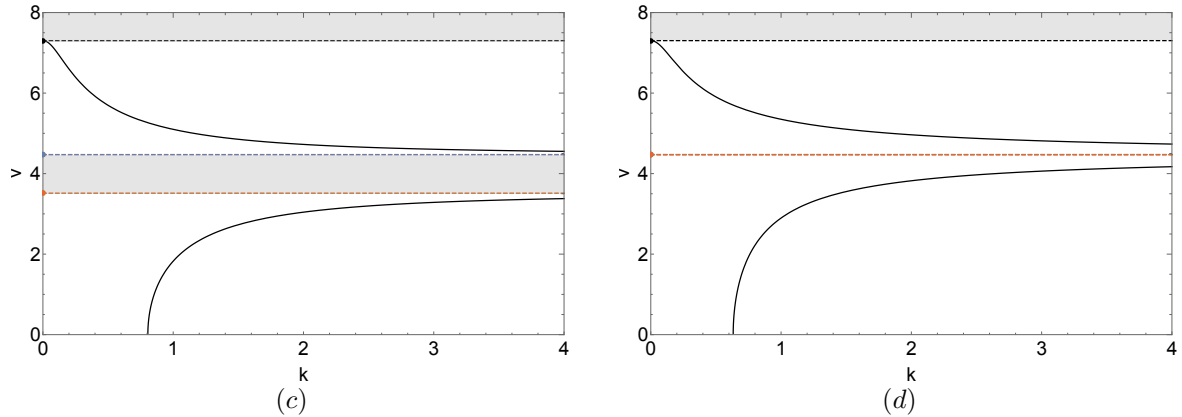


Figure 6: For (c), we put $(\kappa_1, \kappa_3, \chi_1, \chi_3, \rho, \rho_{\text{rot}}, \mu_c, \lambda, \mu) = (0.7, 0.5, 0.5, 1.5, 0.1, 0.1, 0.3, 1.0, 0.5)$ so that $3\chi_1 - \chi_3 = 0$ and we obtain $v_4 = v_{\text{elas}} = 4.47214$ and $v_3 = v_{\text{rot}} = 3.51188$. For (d), we only altered value of parameter $\kappa_1 = 3.0$ so that $v_{\text{elas}} = v_{\text{rot}} = v_3 = v_4 = 4.47214$.

us further insights into the true nature of the nonlinear geometry of Cosserat micropolar elasticity. The rotational solution ϕ only differs from ϕ_0 by terms in k but the displacement solution ψ of (3.39) differs from ψ_0 of (3.36) by terms in k and additional contributions.

The soliton solutions for both rotation and displacement deformations were obtained from the equations of motion and these provided us a unique opportunity to understand the geometric interpretation of how each deformational wave propagation determines the overall behaviour of the deformation for the various parameters. The physically dominant feature of $V_{\text{elastic}}(F, \bar{R})$, hence Lamé parameters $\{\lambda, \mu\}$ and the Cosserat couple modulus μ_c , become more evident if we look closely at the k dependency, or equivalently m dependency, of the soliton solutions.

The various values for k in the soliton solutions for ϕ and ψ give different overall behaviours while other values of parameters are fixed. Regarding the microrotations, the effect becomes apparent for large values of k , which induce high-frequency of localised energy distribution on the narrow width affected cross section both for the rotational and displacement deformations, whereas small values of k induce gradual and broad energy distribution for the deformations over the microcontinuum media.

The role of k can be realised through the soliton wave solutions with the simple simulations of beads and pendulums. And v , the wave speed of rotation and displacement propagations, as a function of k provides us additional features such as the existence of the band-gaps. We reach the conclusion that there exist some regions that v cannot be defined for a given value of k and in particular, v cannot be exactly equal to v_{elas} . This resolves the possible singular problem in the solution of ψ .

A consideration for the deformation waves of higher dimensions would be a natural extension of the procedure. Some other candidates for further applications would include an investigation of domain walls in topological defects (e.g. ferromagnets) in connection with micropolar deformation. And vortices as topological solitons with a notion of spontaneous symmetry breaking as a phase transition by Cosserat elasticity would be also interesting.

Acknowledgement

Yongjo Lee is supported by EPSRC Doctoral Training Programme (EP/N509577/1). We would like to thank Sebastian Bahamonde who contributed to computing the equations of motion.

A Variations of energy functional

We would like to vary each energy functional using some of identities listed in Notation and Appendix. First, for V_{elastic} , we can expand the expression using the definition of $\|X\|^2 = \langle X, X \rangle = \text{tr}(XX^T)$ and $\text{sym}M = 1/2(M + M^T)$ as

$$\begin{aligned} V_{\text{elastic}}(F, \bar{R}) &= \mu \left\| \text{sym} \bar{R}^T F - \mathbf{1} \right\|^2 + \frac{\lambda}{2} \left[\text{tr}(\text{sym}(\bar{R}^T F) - \mathbf{1}) \right]^2 \\ &= \left(3\mu + \frac{9}{2}\lambda \right) + \frac{1}{2}\mu \text{tr} \left(\bar{R}^T F \bar{R}^T F \right) + \frac{1}{2}\mu \text{tr}(FF^T) \\ &\quad - (2\mu + 3\lambda) \text{tr}(\bar{R}^T F) + \frac{\lambda}{2} \left[\text{tr}(\bar{R}^T F) \right]^2. \end{aligned} \quad (\text{A.1})$$

Variation of this is

$$\begin{aligned} \delta V_{\text{elastic}}(F, \bar{R}) &= \left[\mu(\bar{R}F^T \bar{R} + F) - (2\mu + 3\lambda)\bar{R} + \lambda \text{tr}(\bar{R}^T F)\bar{R} \right] : \delta F \\ &\quad + \left[\mu F \bar{R}^T F - (2\mu + 3\lambda)F + \lambda \text{tr}(\bar{R}^T F)F \right] : \delta \bar{R}. \end{aligned} \quad (\text{A.2})$$

If we want to study the dynamical problem, we must take the kinetic term into account in the elastic energy functional.

$$V_{\text{elastic,kinetic}} = \frac{1}{2}\rho \|\dot{\varphi}\|^2 \quad (\text{A.3})$$

where ρ is the constant density and φ is the deformation vector. If we vary this term we will obtain

$$\delta V_{\text{elastic,kinetic}} = -\rho \ddot{\varphi} \delta \varphi. \quad (\text{A.4})$$

But, since $\nabla \varphi = \mathbf{1} + \nabla u$ implies $\delta \varphi = \delta u$ and $\ddot{\varphi} = \ddot{u}$, the variation of elastic kinetic term can be rewritten as $\delta V_{\text{elastic,kinetic}} = -\rho \ddot{u} \delta u$ and the variation of dynamical expression for the elastic energy functional becomes

$$\begin{aligned} \delta V_{\text{elastic}}(F, \bar{R}) &= \left[\mu(\bar{R}F^T \bar{R} + F) - (2\mu + 3\lambda)\bar{R} + \lambda \text{tr}(\bar{R}^T F)\bar{R} \right] : \delta F \\ &\quad + \left[\mu F \bar{R}^T F - (2\mu + 3\lambda)F + \lambda \text{tr}(\bar{R}^T F)F \right] : \delta \bar{R} + \rho \ddot{u} \delta u. \end{aligned} \quad (\text{A.5})$$

Similarly, for the curvature functional, we can expand it as

$$\begin{aligned} V_{\text{curvature}}(\bar{R}) &= \frac{(\kappa_1 - \kappa_2)}{2} \text{tr} \left[\bar{R}^T (\text{Curl } \bar{R}) \bar{R}^T (\text{Curl } \bar{R}) \right] \\ &\quad + \frac{(\kappa_1 + \kappa_2)}{2} \text{tr} \left[(\text{Curl } \bar{R})^T (\text{Curl } \bar{R}) \right] - \left(\frac{\kappa_1}{3} - \kappa_3 \right) \left(\text{tr} \left[\bar{R}^T (\text{Curl } \bar{R}) \right] \right)^2. \end{aligned} \quad (\text{A.6})$$

This is a functional dependent only on \bar{R} , but the actual variation will involve rather complicated quantities such as $\delta \text{Curl } \bar{R}$ multiplied by a tensor. To overcome this problem, we introduce the following identity. Let $A(\bar{R})$ and $B(\bar{R})$ be two matrix valued functions depending on the rotation \bar{R} . Then, by direct calculation, one can show that an identity for any rank-two tensors A and B ,

$$\text{tr}(A)B : \delta(\text{Curl } \bar{R}) = - \left[B(\text{grad } \text{tr}(A))^* \right] : \delta \bar{R} + \text{tr}(A) \text{Curl } B : \delta \bar{R}. \quad (\text{A.7})$$

where

$$(\text{grad } \text{tr}(A))^*_{ik} = \epsilon_{ijk} \partial_j \text{tr}(A). \quad (\text{A.8})$$

The identity (A.7) can be shown if one uses the convention $\text{Curl } B = \epsilon_{jrs} B_{is,r} e_i \otimes e_j = -B_{,i} \times e_i$. In particular, if we put $A = \mathbf{1}$ then (A.7) reduces to

$$B : \delta(\text{Curl } \bar{R}) = \text{Curl } B : \delta \bar{R}. \quad (\text{A.9})$$

And this will play an important role in simplifying the calculation of variation of the energy functionals significantly. For example, the first variational term in (A.6) would be

$$\begin{aligned} \delta \left(\text{tr} \left[\bar{R}^T (\text{Curl} \bar{R}) \bar{R}^T (\text{Curl} \bar{R}) \right] \right) &= 2 \left[\bar{R} (\text{Curl} \bar{R})^T \bar{R} \right] : \delta (\text{Curl} \bar{R}) + 2 (\text{Curl} \bar{R}) \bar{R}^T (\text{Curl} \bar{R}) : \delta \bar{R} \\ &= 2 \left(\text{Curl} \left[\bar{R} (\text{Curl} \bar{R})^T \bar{R} \right] + (\text{Curl} \bar{R}) \bar{R}^T (\text{Curl} \bar{R}) \right) : \delta \bar{R}. \end{aligned} \quad (\text{A.10})$$

In this way, we find the variation of curvature term

$$\begin{aligned} \delta V_{\text{curvature}}(\bar{R}) &= \left[(\kappa_1 - \kappa_2) \left((\text{Curl} \bar{R}) \bar{R}^T (\text{Curl} \bar{R}) + \text{Curl} \left[\bar{R} (\text{Curl} \bar{R})^T \bar{R} \right] \right) + (\kappa_1 + \kappa_2) \text{Curl} \left[\text{Curl} \bar{R} \right] \right. \\ &\quad \left. - \left(\frac{\kappa_1}{3} - \kappa_3 \right) \left(4 \text{tr}(\bar{R}^T \text{Curl} \bar{R}) \text{Curl}(\bar{R}) - 2\bar{R} \left(\text{grad} \left(\text{tr}[\bar{R}^T \text{Curl} \bar{R}] \right) \right)^* \right) \right] : \delta \bar{R}. \end{aligned} \quad (\text{A.11})$$

Again, for the dynamical case, we need to include the kinetic term defined as

$$V_{\text{curvature,kinetic}} = \rho_{\text{rot}} \|\dot{\bar{R}}\|^2 = \rho_{\text{rot}} \text{tr}(\dot{\bar{R}} \dot{\bar{R}}^T) \quad (\text{A.12})$$

with variational form given by $\delta V_{\text{curvature,kinetic}} = -2\rho_{\text{rot}} \ddot{\bar{R}} : \delta \bar{R}$. Therefore, the variation of dynamical expression for the curvature energy functional can be written as

$$\begin{aligned} \delta V_{\text{curvature}}(\bar{R}) &= \left[(\kappa_1 - \kappa_2) \left((\text{Curl} \bar{R}) \bar{R}^T (\text{Curl} \bar{R}) + \text{Curl} \left[\bar{R} (\text{Curl} \bar{R})^T \bar{R} \right] \right) + (\kappa_1 + \kappa_2) \text{Curl} \left[\text{Curl} \bar{R} \right] \right. \\ &\quad \left. - \left(\frac{\kappa_1}{3} - \kappa_3 \right) \left(4 \text{tr}(\bar{R}^T \text{Curl} \bar{R}) \text{Curl}(\bar{R}) - 2\bar{R} \left(\text{grad} \left(\text{tr}[\bar{R}^T \text{Curl} \bar{R}] \right) \right)^* \right) + 2\rho_{\text{rot}} \ddot{\bar{R}} \right] : \delta \bar{R}. \end{aligned} \quad (\text{A.13})$$

For the interaction energy functional, we expand terms $\text{dev sym}(\bar{R}^T \text{Curl} \bar{R})$ and $\text{dev sym}(\bar{R}^T F - \mathbb{1})$ to write

$$\begin{aligned} V_{\text{interaction}} &= \left(\chi_1 - \frac{\chi_3}{3} \right) \text{tr}(\bar{R}^T \text{Curl} \bar{R}) \text{tr}(\bar{R}^T F) \\ &\quad + \frac{\chi_3}{2} \left(\text{tr} \left[(\text{Curl} \bar{R})^T F \right] + \text{tr} \left[\bar{R}^T (\text{Curl} \bar{R}) \bar{R}^T F \right] \right). \end{aligned} \quad (\text{A.14})$$

The variation of this involves the quantity $\delta \text{Curl} \bar{R}$ as in the case of $V_{\text{curvature}}$, so we use the identity (A.9) to obtain

$$\begin{aligned} \delta V_{\text{interaction}}(F, \bar{R}) &= \left\{ \left(\chi_1 - \frac{\chi_3}{3} \right) \left(2 \text{tr}(\bar{R}^T F) \text{Curl} \bar{R} + \text{tr}(\bar{R}^T \text{Curl} \bar{R}) F - \bar{R} \left[\text{grad} \left(\text{tr}[\bar{R}^T F] \right) \right]^* \right) \right. \\ &\quad \left. + \frac{\chi_3}{2} \left(\text{Curl} F + (\text{Curl} \bar{R}) \bar{R}^T F + F \bar{R}^T (\text{Curl} \bar{R}) + \text{Curl}(\bar{R} F^T \bar{R}) \right) \right\} : \delta \bar{R} \\ &\quad + \left\{ \chi_1 \text{tr}(\bar{R}^T \text{Curl} \bar{R}) \bar{R} + \frac{\chi_3}{2} \left(\text{Curl} \bar{R} + \bar{R} (\text{Curl} \bar{R})^T \bar{R} \right) - \frac{\chi_3}{3} \text{tr}(\bar{R}^T \text{Curl} \bar{R}) \bar{R} \right\} : \delta F. \end{aligned} \quad (\text{A.15})$$

Lastly, we write the coupling energy functional as

$$V_{\text{coupling}}(F, \bar{R}) = \mu_c \left\| \bar{R}^T \text{polar}(F) - \mathbb{1} \right\|^2 = 2\mu_c (3 - \text{tr}[\bar{R}^T \text{polar}(F)]). \quad (\text{A.16})$$

We note that this depends on \bar{R} and $R = \text{polar}(F)$, hence depends on \bar{R} and F . Therefore, the variation of coupling energy functional is of the form

$$\delta V_{\text{coupling}}(F, \bar{R}) = -2\mu_c R : \delta \bar{R} - 2\mu_c \left[\frac{\partial}{\partial F} \left(\text{tr}[\bar{R}^T R] \right) \right] : \delta F. \quad (\text{A.17})$$

The term in the brackets in the second term can be written as

$$\frac{\partial}{\partial F} \left(\text{tr}[\bar{R}^T R] \right) = \left(\frac{dR}{dF_{ml}} \right) : \frac{\partial}{\partial R} \left[\text{tr}(\bar{R}^T R) \right] = \left(\frac{dR}{dF_{ml}} \right) : \bar{R} = \frac{1}{\det(Y)} \left[RY(R^T \bar{R} - \bar{R}^T R)Y \right] \quad (\text{A.18})$$

where $Y = \text{tr}(U)\mathbb{1} - U$. In the first step, we used the chain rule and in the second and last steps we used the identities given in Appendix. Then the variation of coupling energy becomes

$$\delta V_{\text{coupling}}(F, \bar{R}) = -2\mu_c \bar{R} : \delta \bar{R} - \frac{2\mu_c}{\det(Y)} \left[RY(R^T \bar{R} - \bar{R}^T R)Y \right] : \delta F. \quad (\text{A.19})$$

We list some useful matrix identities below.

$$\begin{aligned} \frac{\partial}{\partial X} \text{tr}(F(X)) &= [f(X)]^T & \frac{\partial}{\partial X} \text{tr}(X) &= I \\ \frac{\partial}{\partial X} \text{tr}(XA) &= A^T & \frac{\partial}{\partial X} \text{tr}(AXB) &= A^T B^T \\ \frac{d}{dX} (\text{tr}(XX^T)) &= 2X & \frac{d}{dX} (\text{tr}(XA)) &= A^T \\ \frac{d}{dX} (\text{tr}(AXBX)) &= A^T X^T B^T + B^T X^T A^T & \frac{dg(R(F))}{F_{ml}} &= \text{tr} \left[\frac{dR}{dF_{ml}} \left(\frac{dg(R)}{dR} \right)^T \right] = \frac{dR}{dF_{ml}} : \left(\frac{dg(R)}{dR} \right) \end{aligned}$$

References

- [1] A. C. Eringen. *Microcontinuum field theories: I. Foundations and solids*. Springer, 1999.
- [2] P. Neff. Existence of minimizers for a finite-strain micromorphic elastic solid. *Proc. Roy. Soc. Edinb. A*, 136:997–1012, 2006.
- [3] P. Neff and S. Forest. A geometrically exact micromorphic model for elastic metallic foams accounting for affine microstructure. Modelling, existence of minimizers, identification of moduli and computational results. *J. Elasticity*, 87:239–276, 2007.
- [4] P. Neff. Existence of minimizers in nonlinear elastostatics of micromorphic solids. In D. Iesan, editor, *Encyclopedia of Thermal Stresses*. Springer, Heidelberg, 2013.
- [5] P. Neff, I. D. Ghiba, A. Madeo, L. Placidi, and G. Rosi. A unifying perspective: the relaxed linear micromorphic continuum. *Cont. Mech. Thermodyn.*, 26:639–681, 2014.
- [6] E. Cosserat and F. Cosserat. *Théorie des corps déformables*. *Librairie Scientifique A. Hermann et Fils (reprint 2009 by Hermann Librairie Scientifique, ISBN 9782705669201)*, 1909. English translation by D. Delphenich 2007, available at http://www.neo-classical-physics.info/uploads/3/4/3/6/34363841/cosserat_chap_i-iii.pdf, http://www.neo-classical-physics.info/uploads/3/4/3/6/34363841/cosserat_chap_iv-vi.pdf.
- [7] E. Whittaker. *A History of the Theories of Aether and Electricity*. Thomas Nelson and Sons, 1951.
- [8] J. L. Ericksen and C. Truesdell. Exact theory of stress and strain in rods and shells. *Arch. Rational Mech. Anal.*, 1:295–323, 1957.
- [9] R. A. Toupin. Elastic materials with couple-stresses. *Arch. Rational Mech. Anal.*, 11:385–414, 1962.
- [10] J. L. Ericksen. Hydrostatic theory of liquid crystals. *Arch. Rational Mech. Anal.*, 9:379–394, 1962.
- [11] A. E. Green. Multipolar continuum mechanics. *Arch. Rational Mech. Anal.*, 17:113–147, 1964.

- [12] A. C. Eringen and E. S. Suhubi. Nonlinear theory of simple microelastic solids I. *Int. J. Eng. Sci.*, 2:189–204, 1964.
- [13] R. D. Mindlin. Micro-structure in linear elasticity. *Arch. Rational Mech. Anal.*, 16(1):51–78, 1964.
- [14] R. A. Toupin. Theories of elasticity with couple-stress. *Arch. Rational Mech. Anal.*, 17:85–112, 1964.
- [15] H. Schaefer. Das Cosserat Kontinuum. *Z. Angew. Math. Mech.*, 47:485–498, 1967.
- [16] J. L. Ericksen. Twisting of liquid crystals. *J. Fluid Mech.*, 27:59–64, 1967.
- [17] C. G. Böhmer, R. J. Downes, and D. Vassiliev. Rotational elasticity. *Q. J. Mechanics Appl. Math.*, 64(4):415–439, 2011.
- [18] C. G. Böhmer and Y. N. Obukhov. A gauge-theoretic approach to elasticity with microrotations. *Proc. R. Soc. A*, 468(1391-1407), 2012.
- [19] C. G. Böhmer and N. Tamanini. Rotational elasticity and couplings to linear elasticity. *Math. Mech. Solids*, 20(8):959–974, 2013.
- [20] A. Fischle and P. Neff. The geometrically nonlinear Cosserat micropolar shear-stretch energy. part ii: Non-classical energy-minimizing microrotations in 3d and their computational validation. *Z. Angew. Math. Mech.*, 97:843–871, 2017.
- [21] A. Fischle, P. Neff, and D. Raabe. The relaxed-polar mechanism of locally optimal Cosserat rotations for an idealized nanoindentation and comparison with 3D-EBSD experiments. *Zeitschrift für angewandte Mathematik und Physik*, 68(4):90, Jul 2017.
- [22] A. Fischle and P. Neff. Grioli’s theorem with weights and the relaxed-polar mechanism of optimal cosserat rotations. *Rendiconti Lincei - Matematica e Applicazioni*, 28(3):573–600, 2017.
- [23] G. A. Maugin and A. Miled. Solitary waves in elastic ferromagnets. *Phys. Rev. B*, 33(7):4830–4842, 1986.
- [24] G. A. Maugin and A. Miled. Solitary waves in micropolar elastic crystals. *Int. J. Engng. Sci.*, 24(9):1477–1499, 1986.
- [25] C. G. Böhmer, P. Neff, and B. Seymenoğlu. Soliton-like solutions based on geometrically nonlinear Cosserat micropolar elasticity. *Wave Motion*, 60:158–165, 2016.
- [26] P. B. Burt. Exact, multiple soliton solutions of the double sine Gordon equation. *Proc. R. Soc. Lond. A.*, 359:479–495, 1978.
- [27] A. Madeo, P. Neff, I. D. Ghiba, L. Placidi, and G. Rosi. Wave propagation in relaxed micromorphic continua: modeling metamaterials with frequency band-gaps. *Continuum Mechanics and Thermodynamics*, 27(4-5):551–570, 2015.
- [28] A. Madeo, P. Neff, I. D. Ghiba, L. Placidi, and G. Rosi. Band gaps in the relaxed linear micromorphic continuum. *Z. Angew. Math. Mech.*, 95(9):880–887, 2015.
- [29] A. Madeo, G. Barbagallo, M. V. d’Agostino, L. Placidiand, and P. Neff. First evidence of non-locality in real band-gap metamaterials: determining parameters in the relaxed micromorphic model. *Proc. R. Soc. A*, 472(2190), 2016.